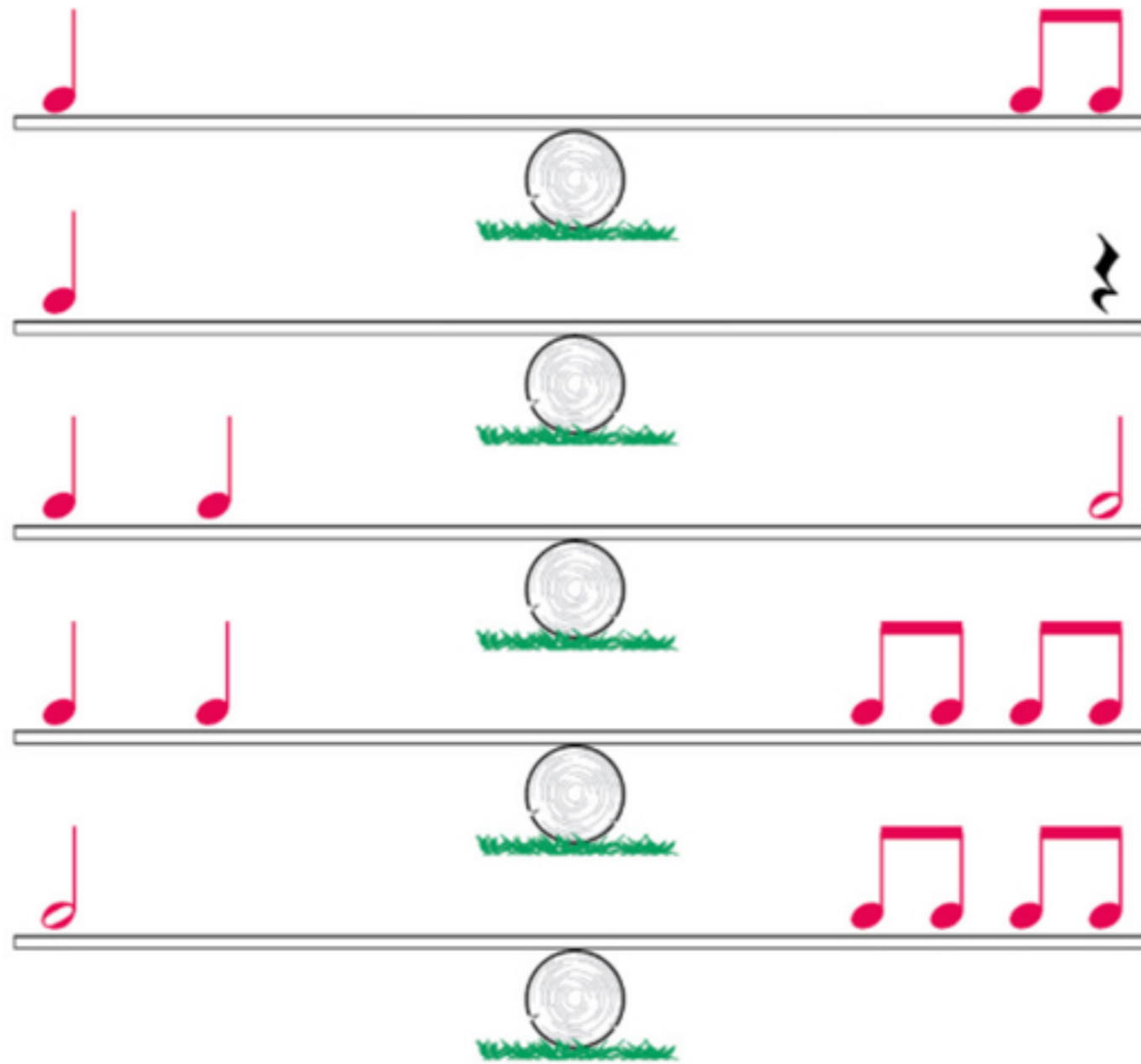
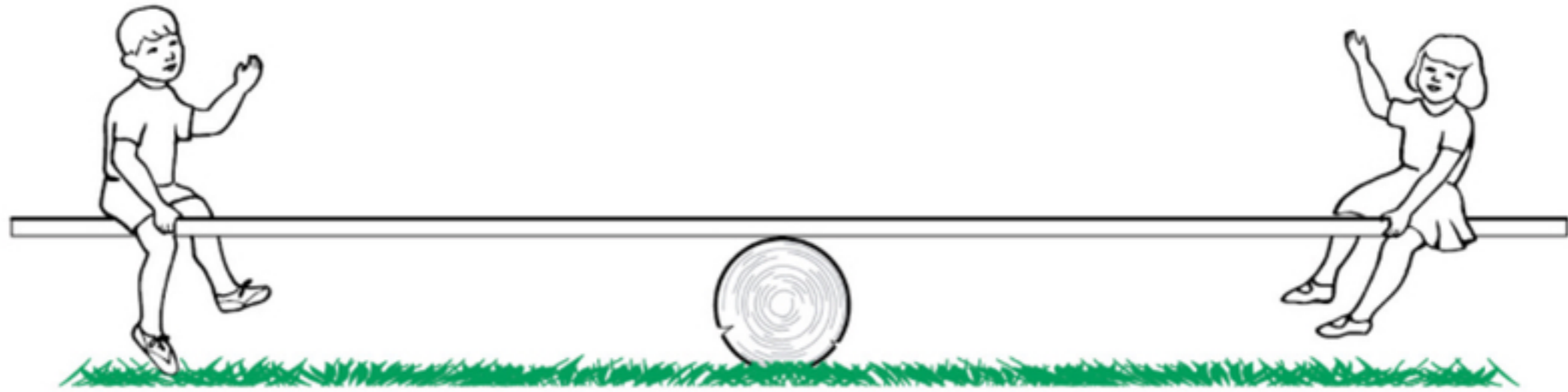



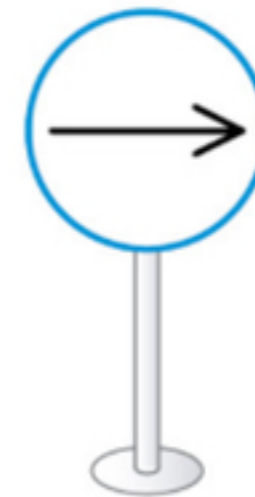
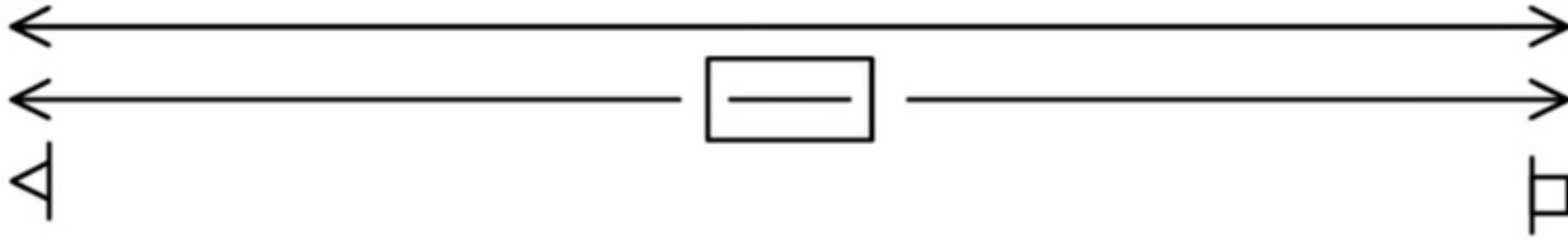
See also Appendix p.1

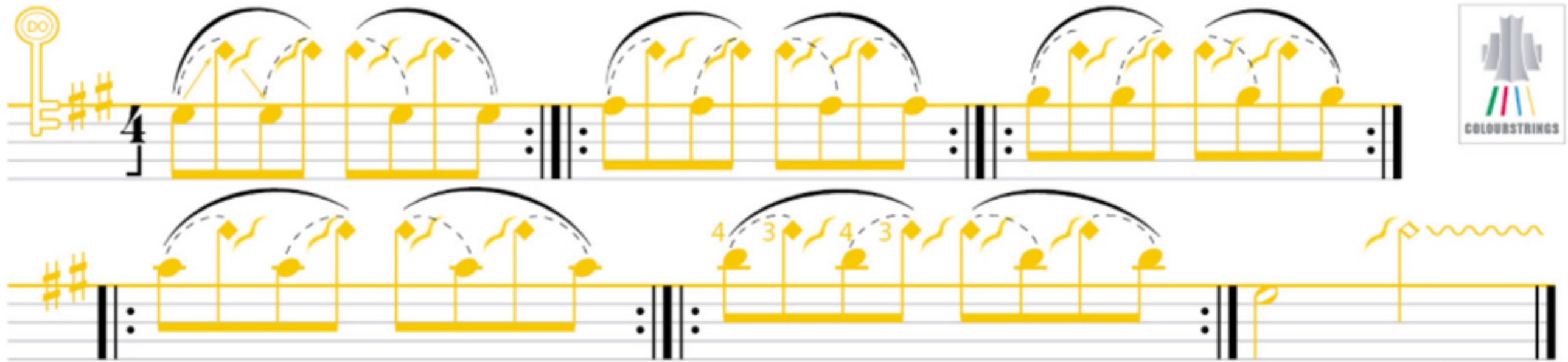


A series of six horizontal lines representing musical staves, each with a seesaw pivot and grass patch in the center. The notation is as follows:

- Staff 1: A single red note on the left and a pair of red notes on the right.
- Staff 2: A single red note on the left and a wavy line on the right.
- Staff 3: Two red notes on the left and a single red note on the right.
- Staff 4: Two red notes on the left and a pair of red notes on the right.
- Staff 5: A single red note on the left and a pair of red notes on the right.
- Staff 6: A single red note on the left and a pair of red notes on the right.

Play the rhythms as a duo





Yellow strings section. It consists of two staves. The top staff is in 4/4 time with a key signature of two sharps (F# and C#). It features a sequence of six measures, each containing a pair of notes (D4 and E4) with a diamond-shaped bowing symbol above them. The bottom staff continues the sequence with similar pairs of notes and bowing symbols, including some triplets and a final wavy line indicating a tremolo.



Blue strings section. It consists of two staves. The top staff is in 4/4 time with a key signature of two sharps. It features a sequence of six measures with various note values and slurs. The bottom staff continues the sequence, starting with a '0' (open string) and including a 'A.D.' (arco) marking. It features a sequence of six measures with various note values and slurs.



Red strings section. It consists of two staves. The top staff is in 3/4 time with a key signature of two sharps. It features a sequence of six measures with various note values and slurs, including a '3' (triple) marking. The bottom staff continues the sequence with similar note values and slurs, including a '4' (quadruple) marking and a 'P.L.F.S.' (pizzicato) marking.