

# TABLE OF CONTENTS

## PART I

THE SECOND FINGER .....	2
THE NATURAL OR BASIC FINGER PATTERN .....	2
NATURAL HARMONICS IN FIRST POSITION .....	8
PREPARATORY EXERCISES FOR SHIFTING	
In connection with the basic finger pattern .....	11
THE LOW (FLATTENED) POSITION OF THE SECOND FINGER	
(second finger close to the first finger) .....	20
PREPARATORY EXERCISES FOR SHIFTING	
In connection with the low position of the second finger .....	30
MIXED (LOW AND BASIC) POSITIONS OF THE SECOND FINGER .....	34

## PART II

THE THIRD FINGER .....	47
THE SHARPENED POSITION OF THE THIRD FINGER .....	47
SCALES IN THIRD POSITION	
In connection with the sharpened position of the third finger .....	61
MIXED (BASIC AND SHARPENED) POSITIONS OF THE THIRD FINGER .....	62
INTRODUCING THE SHARPENED FA = FI .....	70
INTRODUCING THE SHARPENED SO = SI THE MELODIC MINOR .....	73
THE SHARPENED POSITION OF THE THIRD FINGER	
TOGETHER WITH THE LOW POSITION OF THE SECOND FINGER .....	80
THE HARMONIC MINOR .....	80
PREPARATORY EXERCISES FOR SHIFTING AND PLAYING IN POSITIONS	
In connection with the various positions of the third finger .....	83

## PART III

THE FIRST FINGER .....	92
THE LOW (FLATTENED) POSITION OF THE FIRST FINGER .....	92
PREPARATORY EXERCISES FOR SHIFTING	
In connection with the low position of the first finger .....	103
MIXED (BASIC AND LOW) POSITIONS OF THE FIRST FINGER .....	104
THE LOW POSITION OF THE FIRST FINGER TOGETHER	
WITH THE BASIC POSITION OF THE SECOND FINGER .....	116
PREPARATORY EXERCISES FOR SHIFTING	
In connection with the low position of the first finger .....	122

## PART IV

THE FOURTH FINGER .....	123
THE FLATTENED POSITION OF THE FOURTH FINGER .....	123
PREPARATORY EXERCISES FOR SHIFTING	
In connection with the flattened position of the fourth finger .....	132
MIXED (FLATTENED AND BASIC) POSITIONS OF THE FOURTH FINGER .....	133
SHARPENED OPEN STRING .....	141
THE SHARPENED POSITION OF THE FOURTH FINGER .....	150
MIXED (BASIC AND SHARPENED) POSITIONS OF THE FOURTH FINGER .....	155
EXTENSION OF THE FOURTH FINGER .....	165



# Abbreviations



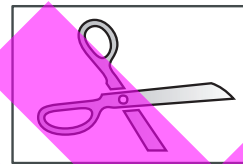
Reading exercises



Folk music




Etudes, exercises




Excerpts from the literature



Duo



Trio



Performance piece



Piece with piano accompaniment



Preparatory exercises for shifting



CANTARE!

Sing



Write in your own language



Homework



# PART I

## THE SECOND FINGER

0 2 0 repeat several times

1 2 0

3 0

4 0

0

1

2

3

4

0

1

2

3

4

0

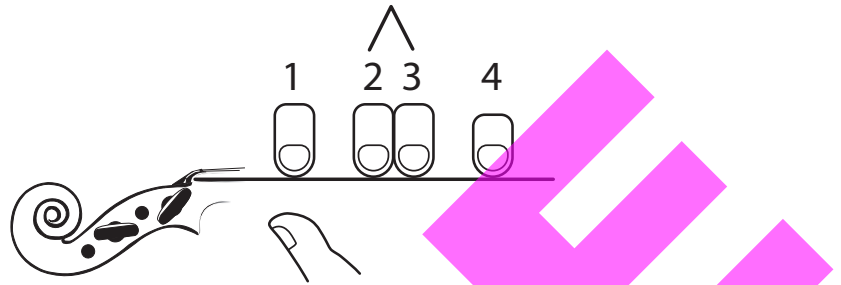
1

2

3

4

### THE NATURAL OR BASIC FINGER PATTERN



Bowing patterns

①

②

③

④

⑤

⑥

0 2 double-stops ad libitum

1

2

3

4

0

1

2

3

4

Johann Sebastian Bach  
1685-1750



\*)



\*\*)

Moderato

Musical score for Johann Sebastian Bach's Minuet in G major, BWV 99. The score is written for piano and includes fingerings, dynamics (f, mf), and articulation (accents, slurs). The key signature is G major (one sharp) and the time signature is common time (C). The score is divided into five systems, each with a treble and bass staff. A large pink watermark 'SAMPLE' is overlaid diagonally across the page.

\*) Draw the picture or write the name of a composer, writer, statesman or any famous person of your own country who lived approximately at the same time of J. S. Bach.

\*\*\*) The piano accompaniment is in a separate volume.

\*\*\*) In the original:



# THE LOW (FLATTENED) POSITION OF THE SECOND FINGER (second finger close to the first finger)

0 2 repeat several times

1 2

3

4

0

1

2

3

4

0

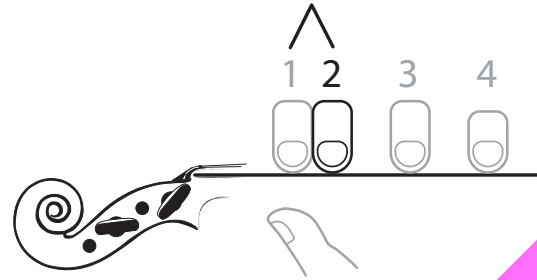
1

2

3

4

4



Bowing patterns

①

②

③

④

⑤

⑥

double-stops ad libitum

0 2

1

2

3

4

0

1

2

3

4

4



Play it on all strings





**Andante**

*mf*

*f*

*p*

*f*

4

(3) 0 (3) 3 2 3 0 V

(1) (3) 0 0 V 4 2 3 3 0 V

EF5

**Allegretto**

*mp*

4

3 2V 0 4 3(1) V

4 4 V 3 4 2

4 4 3 0 0 3 4 2

W.v. Zuccamaglio

**Allegro**

*f*


(3) 3 (4)

1. 2.

1. 2. FF Dance



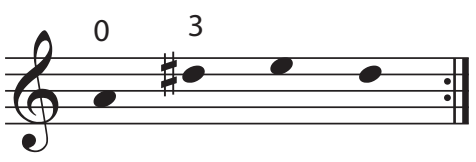
2 3 4 repeat several times




1 3 4



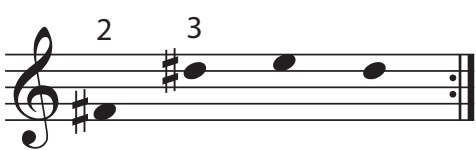
0 3



1 3



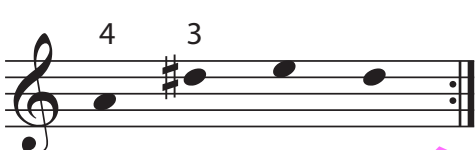
2 3



3 3



4 3



0 4



1 4



2 4




3 4





4 4





Bowing patterns





① 

② 

③ 

④ 

⑤ 

⑥ 

double-stops ad libitum

















## Neapolitan Song

Andante moderato

*sonoro*

arco or pizz.  $\square$   $\vee$

arco or pizz.  $\square$   $\vee$



Musical score for measures 1-5. The score is in 3/4 time with a key signature of three sharps (F#, C#, G#). The first staff contains a melodic line with a fermata over the first measure and a slur over measures 3-4. The second and third staves contain a rhythmic accompaniment of eighth notes. Performance markings include 'arco or pizz.' and a bowing/pizzicato symbol (square with a vertical line) for each measure.

6

$\vee$  ,

*cresc.*



Musical score for measures 6-10. The first staff has a melodic line with a slur over measures 7-8 and a fermata over measure 10. The second and third staves continue the rhythmic accompaniment. A 'cresc.' marking is present in measure 10.

11

4

4



Musical score for measures 11-15. The first staff has a melodic line with a slur over measures 12-13 and a fermata over measure 15. The second and third staves continue the rhythmic accompaniment. The number '4' is written above the first staff in measures 12 and 13.





**Tempo giusto**

*f*

1 1 1

1 1 1

4

4

HFS

**Allegretto**

*f*

1 1

1 1

HFS

**Allegro**


*f*

1 (2)

4

(3)

HFS



The musical score is written for a single melodic line in treble clef with a key signature of one sharp (F#) and a 4/4 time signature. It is divided into three sections: 'Tempo giusto', 'Allegretto', and 'Allegro'. The first section, 'Tempo giusto', begins with a forte (*f*) dynamic and features a sequence of eighth notes. The second section, 'Allegretto', starts with a repeat sign and a forte (*f*) dynamic, containing eighth and sixteenth notes. The third section, 'Allegro', begins with a forte (*f*) dynamic and includes eighth, sixteenth, and dotted quarter notes. Fingerings are indicated by numbers 1-4 above notes. The score concludes with a double bar line and repeat dots, marked 'HFS'. A large, diagonal pink watermark reading 'SAMPLE' is overlaid across the entire page.