

Maryan Balkwill



REPERTOIRE for CELLO

from English-speaking countries

Series 2 Pentatonic Songs
Book A



A Brief Introduction to the Colourstrings Symbols

Colours: **blue colour** represents A string
orange colour represents D string
green colour represents G string
red colour represents C string

A string fingerings: 1 2 3 4
D string fingerings: 1 2 3 4
G string fingerings: 1 2 3 4
C string fingerings: 1 2 3 4

lower in pitch: 1↓ 1↓

higher in pitch: 2↑ 4↑

extension between fingers: —


e.g. 1—2↑


Positions:  Half position

 1st position

 2nd position

 3rd position

 =  4th position

 5th position

 6th position

 7th position


① Circled finger number indicates change of position.

Basic (suggested) positions and fingerings are normally written **above** the staff.


Alternative positions and fingerings are written **below** the staff.

Example:



 The Bird position
(Thumb position one octave higher than the open string)

 The Moon position
(Thumb position one octave and a perfect fifth higher than the open string)

 The Sun position
(Thumb position two octaves higher than the open string)

The parts of the bow
(bow division):

- ◁ point/tip of the bow
- ▢ heel/nut/frog of the bow
- lower half of the bow
- ← upper half of the bow
- ↔ whole bow
- ≡ middle of the bow

Relative Solmisation:

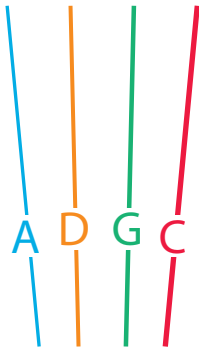
DO RE MI FA SO LA TI DO'

DO is the tonic of the major.

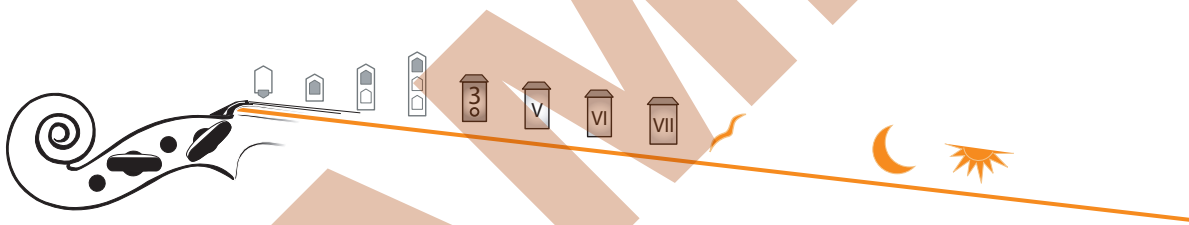
LA is the tonic of the minor.

How do we read the Colourstrings notation?

Colour tells us which string to play on



Position symbol – where to place the left hand



Number – indicates which finger



It's easy!

How do the 'magic notes' (harmonics) work?

we write, we play:

sounds:

we write, we play:

Then we select the notes needed for a Pentatonic scale

LA

RE SO

DO MI

which we can play either here

DO RE MI SO LA

or here

DO RE MI SO LA

and equip them with our Colourstrings position symbols and fingerings.

DO RE MI SO LA

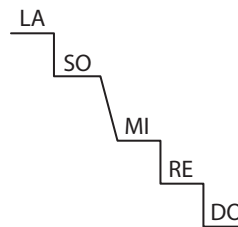
DO RE MI SO LA

This pentatonic scale leads directly to our first song.



Who killed Cocky Robin?
Who killed Cocky Robin?
I, says the sparrow
with my little bow and arrow,
It was I, it was I.

Cocky Robin



Appalachian FS

Con moto

SO

DO

Con moto

SO LA SO MI SO LA SO MI SO MI RE

DO RE MI RE MI SO MI RE MI RE DO MI RE DO

Con moto

mf

mf

Con moto

mf

Cocky Robin

Appalachian FS

Con moto

Musical score for Cello part p. 1 of 'Cocky Robin'. The score is in 4/4 time with a key signature of one sharp (F#). It consists of two systems. The first system has a cello line and a piano accompaniment. The piano accompaniment has a treble and bass line. The tempo is 'Con moto' and the dynamics are 'mf'. The second system starts at measure 6 and ends with a double bar line and repeat dots.

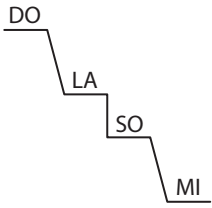
Phoebe

AmFS

Moderato

Musical score for Cello part p. 3 of 'Phoebe'. The score is in 3/4 time with a key signature of one sharp (F#). It consists of two systems. The first system has a cello line and a piano accompaniment. The piano accompaniment has a treble and bass line. The tempo is 'Moderato' and the dynamics are 'mf'. The second system starts at measure 7 and ends with a double bar line and repeat dots, with first and second endings marked.

Down in the meadow, hop-a-doodle, hop-a-doodle,
 down in the meadow, hop-a-doodle-do.
 Down in the meadow the horse began to prance,
 the cow began to whistle and the pig began to dance.



Down in the Meadow (Hop-a-Doodle)

Allegretto

AmFS

5

9

Allegretto

5

9

Down in the Meadow (Hop-a-Doodle)

AmFS

Allegretto

f

f

con Ped.

4

7

mf *f*

mf *f*

10