


Maryan Balkwill



REPERTOIRE for CELLO

from English-speaking countries

Series 2 Pentatonic Songs
Book B



A Brief Introduction to the Colourstrings Symbols

Colours: **blue colour** represents A string
orange colour represents D string
green colour represents G string
red colour represents C string

A string fingerings: 1 2 3 4
D string fingerings: 1 2 3 4
G string fingerings: 1 2 3 4
C string fingerings: 1 2 3 4









lower in pitch: 1↓ 1↓

higher in pitch: 2↑ 4↑

extension between fingers: —

e.g. 1—2↑

Positions:


-  Half position
-  1st position
-  2nd position
-  3rd position
-  4th position
-  5th position
-  6th position
-  7th position


① Circled finger number indicates change of position.


Basic (suggested) positions and fingerings are normally written **above** the staff. Alternative positions and fingerings are written **below** the staff.

Example:



 The Bird position
(Thumb position one octave higher than the open string)

 The Moon position
(Thumb position one octave and a perfect fifth higher than the open string)

 The Sun position
(Thumb position two octaves higher than the open string)

The parts of the bow
(bow division):

- ◁ point/tip of the bow
- ▢ heel/nut/frog of the bow
- lower half of the bow
- ← upper half of the bow
- ↔ whole bow
- ≡ middle of the bow

Relative Solmisation:

DO RE MI FA SO LA TI DO'

DO is the tonic of the major.

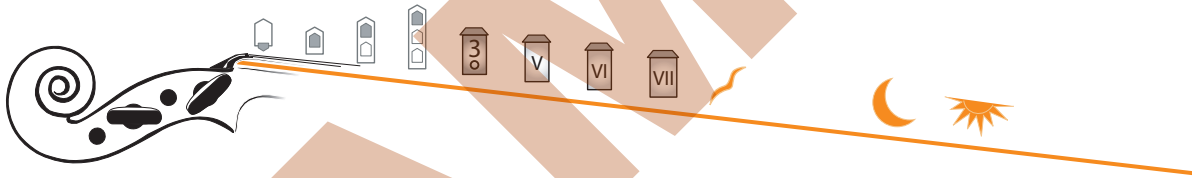
LA is the tonic of the minor.

How do we read the Colourstrings notation?

Colour tells us which string to play on



Position symbol – where to place the left hand



Number – indicates which finger



It's easy!

How do the 'magic notes' (harmonics) work?

we write, we play:

sounds:

we write, we play:

Then we select the notes needed for a Pentatonic scale

LA, DO RE MI SO LA, DO MI LA,

which we can play either here

LA, DO RE MI SO LA

or here

LA, DO RE MI SO LA

and equip them with our Colourstrings position symbols and fingerings.

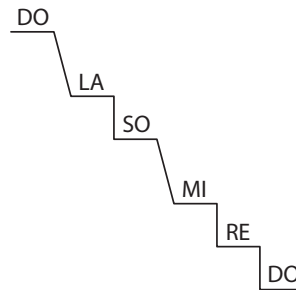
LA, DO RE MI SO LA

LA, DO RE MI SO LA

This pentatonic scale leads directly to our first song.



I had a cat and the cat pleased me,
 I fed my cat by yonder tree,
 Cat went fiddle-dee-dee.



I Had a Cat

Con moto

AmFS

Con moto

Con moto

Some Love Coffee

AmFS

Moderato

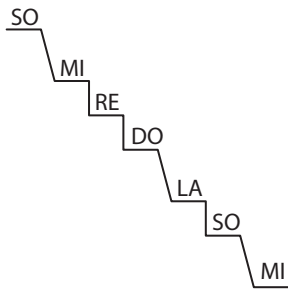
Musical score for 'Some Love Coffee'. The score is in 2/2 time and G major. It consists of two systems. The first system starts with a treble clef staff (Cello part) and a grand staff (Piano accompaniment). The Cello part begins with a whole rest, followed by a half note G4, then a quarter note A4, and a quarter note B4. The piano accompaniment starts with a melody in the right hand and a bass line in the left hand. A large orange watermark 'SAMPLE' is overlaid on the score.

I Had a Cat

AmFS

Con moto

Musical score for 'I Had a Cat'. The score is in 2/4 time and G major. It consists of two systems. The first system starts with a bass clef staff (Cello part) and a grand staff (Piano accompaniment). The Cello part begins with a whole rest, followed by a half note G2, then a quarter note A2, and a quarter note B2. The piano accompaniment starts with a melody in the right hand and a bass line in the left hand. A large orange watermark 'SAMPLE' is overlaid on the score.



Near Banbridge town, in the County Down, one evening last July,
 down a boithrin green came a sweet cailin, and she smiled as she passed me by.
 She looked so neat in her two bare feet, to the sheen of her nut-brown hair,
 such a coaxing elf, I'd to shake myself, to make sure I was standing there.

Star of the County Down

Moderato

IrFS

The musical score is written in bass clef with a key signature of one sharp (F#) and a 4/4 time signature. It consists of six staves of music. The tempo is marked 'Moderato'. The score includes various musical notations such as slurs, accents, and dynamic markings (*mf*, *f*, *rit.*). Fingerings are indicated by numbers 1-4 in different colors (blue, green, orange). Some notes are circled in green or blue. There are also some boxed-in notes, possibly indicating triplets or specific fingering techniques. The piece concludes with a first ending (1.) and a second ending (2.) leading to a repeat sign.

Star of the County Down

IrFS

Moderato

The musical score is written for a cello in 4/4 time, with a key signature of one sharp (F#). It consists of four systems of music, each with a vocal line and a piano accompaniment. The tempo is marked 'Moderato'. The first system starts with a rest for the vocal line, followed by a melodic phrase starting on G4. The piano accompaniment features a steady bass line and a treble line with triplets. The second system continues the vocal melody and piano accompaniment. The third system features a dynamic change to 'f' (forte) in the piano accompaniment. The fourth system concludes with a melodic phrase in the vocal line and a piano accompaniment that includes a final triplet. A large, semi-transparent watermark 'SAMPLE' is overlaid diagonally across the entire page.