

April Evenings for Black Twins

Sonata for two pianos

Mikko Heiniö (99. / 2015)

1. Introduction & Rondo

Rubato (♩ = 37)

Piano 1

pp

♩ sempre al fine

Piano 2

pp

♩ sempre al fine

Più mosso ♩ = 56

pp *mf*

Più mosso ♩ = 84

poco f *p*

mf *p*

étouffée

Damp the strings with the left hand fingertips.


8^{va} *8^{va}* *8^{vb}*

3

*** ***

2. Intermezzo 1

Rubato (♩ = 69)

colpo 

étouffée

pp

8^{vb}

p

8^{vb}

♬ sempre al fine

étouffée

p

sulle corde battuto

8^{vb}

♬ sempre al fine

20-25 sec.

étouffée

pp

accellerando libero

f

rallentando

pp

étouffée

accellerando libero

rallentando

8^{vb}

pp

f

pp

8^{vb}

colpo: Bump the [open] fallboard lightly against the body of the instrument. (Take your time in order to make it softly enough.)

come arpa: Free glissando over the strings. The pitches and the rhythms are approximate.

étouffée: Press the string (indicated with the diamonds) at the end with the left hand fingertip and play normally the same tones with the right hand. The pitch will remain the same and not become a harmonic. The string vibrates and is only partly damped. Light pressure might be enough, but if the grand piano is a large one, you must apply stronger pressure.

étouffée glissando: As before but with stronger pressure. Let the fingertip slide along the string as long as possible towards the damper, thus producing a run of high harmonics besides the basic tone. (The string vibrates and is damped only partly.)

étouffée subito: Play the tone normally with the right hand, then press the string quickly and strongly with the left hand finger tip. (The string vibrates and is damped only partly.)

pizzicato: Pluck the string with fingertip. Use the nail if possible.

sulle corde battuto: Hit the strings (in the lowest register) with the palm of the hand.

3. Aria

espressivo e poco rubato


Andante molto sostenuto ♩ = 46


8^{va}

The musical score is presented in three systems, each with a piano accompaniment and a vocal line. The piano part consists of two staves (treble and bass clef), and the vocal part is on a single staff. The tempo is marked 'Andante molto sostenuto' with a quarter note equal to 46 beats per minute. The key signature has one flat (B-flat), and the time signature is 5/4. The score includes various musical notations: triplets (marked with '3'), dynamics such as *pp* (pianissimo) and *p* (piano), and articulation marks like *leg.* (legato). The vocal line features a melodic line with slurs and accents. The piano accompaniment includes complex rhythmic patterns and chordal textures. A large, semi-transparent watermark is visible across the center of the page.

4. Intermezzo 2

Rubato (♩ = 72)


tr 



p *f*

Ped.

2



p not yet audible here

mf

Ped.

3



p not yet audible here

ff

Ped.

f

Sub.

5. Finale & Coda

Allegro con gracia e forza ♩ = 144

The musical score is written for piano in 4/4 time. It consists of several systems of staves. The first system includes a grand staff with two treble clefs and two bass clefs. The second system continues with two bass clefs. The third system includes two treble clefs and two bass clefs. The fourth system includes two bass clefs. The fifth system includes two bass clefs. The sixth system includes two bass clefs. The seventh system includes two bass clefs. The eighth system includes two bass clefs. The ninth system includes two bass clefs. The tenth system includes two bass clefs. The score features various musical notations including notes, rests, dynamics (p, mp, marcato), articulation (accents, slurs), and performance instructions (8va, 8vb, simile). A large, semi-transparent watermark 'SAMPLE' is overlaid diagonally across the page.