


# Maryan Balkwill



## REPERTOIRE for CELLO

from English-speaking countries

Series 3 Children's Songs  
Book A



 FENNICA  
GEHRMAN

**Table of Contents**  
Series 3 Children's Songs  
Book A

Old MacDonald (ECS) .....	1
This Old Man (ECS) .....	3
Incy Wincy Spider (ECS).....	4
Baa Baa Black Sheep (ECS).....	5
Cradle Song (EFS).....	6
Oh Dear, What Can the Matter Be? (ECS).....	7
I Love Little Kitty (ECS) .....	8
Oh Where, Oh Where Has My Little Dog Gone? (AmFS) .....	10
She'll Be Coming 'Round the Mountain (AmCS).....	11
Canon "London's Burning" (ECS).....	12
Canon "Double Decker Red Bus" (DV) .....	13
Canons "Ah, Poor Bird" and "Rose, Rose" (Anon) .....	14
Quodlibet ("Ah, Poor Bird" and "Rose, Rose") .....	15

Abbreviations:

AmFS	American Folksong
AmCS	American Children's Song
ECS	English Children's Song
EFS	English Folksong
DV	David Vinden

# A Brief Introduction to the Colourstrings Symbols

Colours: **blue colour** represents A string  
**orange colour** represents D string  
**green colour** represents G string  
**red colour** represents C string

A string fingerings: 1 2 3 4  
D string fingerings: 1 2 3 4  
G string fingerings: 1 2 3 4  
C string fingerings: 1 2 3 4

lower in pitch: 1↓ 1↓

higher in pitch: 2↑ 4↑

extension between fingers: —



e.g. 1—2↑


Positions:  Half position

 1st position

 2nd position

 3rd position

 =  4th position

 5th position

 6th position

 7th position


① Circled finger number indicates change of position.

Basic (suggested) positions and fingerings are normally written **above** the staff.

Alternative positions and fingerings are written **below** the staff.

Example:



 The Bird position  
(Thumb position one octave higher than the open string)

 The Moon position  
(Thumb position one octave and a perfect fifth higher than the open string)

 The Sun position  
(Thumb position two octaves higher than the open string)

The parts of the bow  
(bow division):

- ◁ point/tip of the bow
- ▢ heel/nut/frog of the bow
- lower half of the bow
- ← upper half of the bow
- ↔ whole bow
- ≡ middle of the bow

Relative Solmisation:

DO RE MI FA SO LA TI DO'

DO is the tonic of the major.

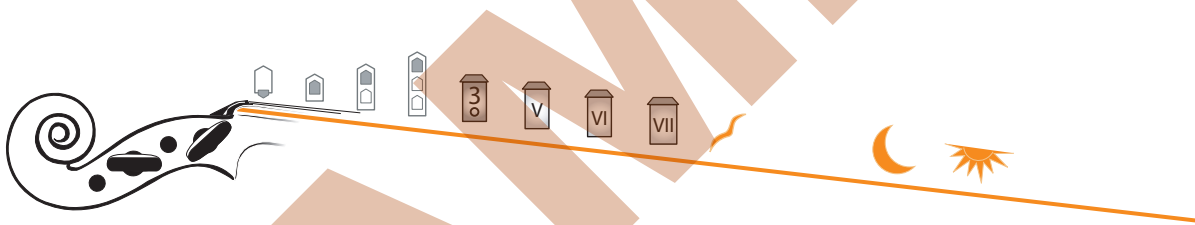
LA is the tonic of the minor.

# How do we read the Colourstrings notation?

Colour tells us which string to play on



Position symbol – where to place the left hand



Number – indicates which finger



It's easy!

## How do the 'magic notes' (harmonics) work?

we write, we play:

sounds:

we write, we play:

Then we select the notes needed in the following song

which we can play either here

or here

and equip them with our Colourstrings position symbols and fingerings.

This pentatonic scale leads directly to our first song.





Incy wincy spider climbed the waterspout.  
Down came the rain and washed the spider out.  
Out came the sun and dried up all the rain.  
Incy wincy spider climbed the spout again.

# Incy Wincy Spider

**Moderato** ECS

10

15

*mf* *f* *poco rit.*

**Moderato**

10

15

*poco rit.*

**Moderato**

10

15

DO RE MI DO

*poco rit.*

# Incy Wincy Spider

ECS

Moderato

Measures 1-5 of the cello part. The key signature is one sharp (F#) and the time signature is 4/4. The tempo is Moderato. The dynamic marking is *mf*. The cello part begins with a whole rest in measure 1, followed by a quarter note G4 in measure 2, a quarter note A4 in measure 3, a quarter note B4 in measure 4, and a quarter note C5 in measure 5.

Measures 6-10 of the cello part. The key signature is one sharp (F#) and the time signature is 4/4. The tempo is Moderato. The dynamic marking is *mf*. The cello part continues with a quarter note D5 in measure 6, a quarter note E5 in measure 7, a quarter note F#5 in measure 8, a quarter note G5 in measure 9, and a quarter note A5 in measure 10.

Measures 11-15 of the cello part. The key signature is one sharp (F#) and the time signature is 4/4. The tempo is Moderato. The dynamic marking is *f*. The cello part continues with a quarter note B5 in measure 11, a quarter note C6 in measure 12, a quarter note D6 in measure 13, a quarter note E6 in measure 14, and a quarter note F#6 in measure 15.

Measures 16-20 of the cello part. The key signature is one sharp (F#) and the time signature is 4/4. The tempo is Moderato. The dynamic marking is *mf*. The cello part continues with a quarter note G6 in measure 16, a quarter note A6 in measure 17, a quarter note B6 in measure 18, a quarter note C7 in measure 19, and a quarter note D7 in measure 20. The piece concludes with a double bar line and repeat dots.



London's burning, London's burning,  
fetch the engine, fetch the engine.  
Fire fire! Fire fire!  
Pour on water, pour on water!

# Canons

## London's Burning

**Con moto** ECS

The first system of musical notation is for the bass clef. It consists of two staves. The top staff begins with a circled '1' and a '3' in a box above the first note. The bottom staff has a circled '3' above the first note. Both staves have circled numbers 1 through 4 above various notes, indicating fingerings. The music is in 3/4 time with a key signature of one sharp (F#).

**Con moto**

The second system of musical notation is for the bass clef. It consists of two staves. The top staff begins with a circled '1' and a '0' above the first note. The bottom staff has a circled '3' above the first note. Both staves have circled numbers 1 through 4 above various notes, indicating fingerings. The music is in 3/4 time with a key signature of one sharp (F#).

**Con moto**

The third system of musical notation is for the treble clef. It consists of two staves. The top staff begins with a circled '1' and a '3' above the first note. The bottom staff has a circled '3' above the first note. Both staves have circled numbers 1 through 4 above various notes, indicating fingerings. The music is in 3/4 time with a key signature of one sharp (F#).