


# Maryan Balkwill



## REPERTOIRE for CELLO

from English-speaking countries

Series 3 Children's Songs  
Book B



 FENNICA  
GEHRMAN

Table of Contents  
Series 3 Children's Songs  
Book B

Westminster Chimes .....	1
Quodlibet (London Bridge is Falling Down, Mary had a Little Lamb, Pease Pudding Hot) (ECS) .....	2
St. Paul's Steeple (ECS) .....	4
Oranges and Lemons (EFS) .....	6
Ding Dong Bell (ECS) .....	8
Hot Cross Buns (ECS) .....	9
Lavender's Blue (EFS) .....	10
Pat-a-Cake (ECS) .....	11
Canon "On the Moor" (Anon) .....	12
Canon "Springtime is Coming" (DV) .....	13
Canon "Hey, Ho! Nobody at Home" (Anon) .....	14
Canon "Morning is Come" (Trad.) .....	15
Canon "Chairs to Mend" (Anon) .....	16

Abbreviations:

ECS	English Children's Song
EFS	English Folksong
DV	David Vinden

# A Brief Introduction to the Colourstrings Symbols

Colours: **blue colour** represents A string  
**orange colour** represents D string  
**green colour** represents G string  
**red colour** represents C string

A string fingerings: 1 2 3 4  
D string fingerings: 1 2 3 4  
G string fingerings: 1 2 3 4  
C string fingerings: 1 2 3 4

lower in pitch: 1↓ 1↓

higher in pitch: 2↑ 4↑

extension between fingers: —



e.g. 1—2↑

Positions:  Half position


 1st position

 2nd position

 3rd position

 =  4th position

 5th position

 6th position

 7th position


① Circled finger number indicates change of position.

Basic (suggested) positions and fingerings are normally written **above** the staff.

Alternative positions and fingerings are written **below** the staff.

Example:



 The Bird position  
(Thumb position one octave higher than the open string)

 The Moon position  
(Thumb position one octave and a perfect fifth higher than the open string)

 The Sun position  
(Thumb position two octaves higher than the open string)

The parts of the bow  
(bow division):

- ◁ point/tip of the bow
- ▢ heel/nut/frog of the bow
- lower half of the bow
- ← upper half of the bow
- ↔ whole bow
- ≡ middle of the bow

Relative Solmisation:

DO RE MI FA SO LA TI DO'

DO is the tonic of the major.

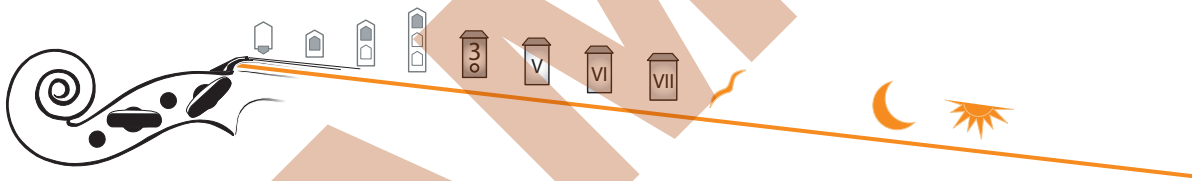
LA is the tonic of the minor.

# How do we read the Colourstrings notation?

Colour tells us which string to play on



Position symbol – where to place the left hand



Number – indicates which finger



It's easy!

## How do the 'magic notes' (harmonics) work?

we write, we play:

sounds:

we write, we play:

Then we select the notes needed in the following song

RE

SO, DO MI

which we can play either here

SO, DO RE MI

or here

SO, DO RE MI

and equip them with our Colourstrings position symbols and fingerings.

SO, DO RE MI

SO, DO RE MI

This scale leads directly to our first song.





London Bridge is falling down,  
falling down, falling down.  
London Bridge is falling down,  
my fair lady.

# London Bridge is Falling Down

Moderato

3 1 4 1 3 ECS

SO DO

0 1 4

3 2 1 3

# Mary had a Little Lamb

Mary had a little lamb,  
little lamb, little lamb,  
Mary had a little lamb,  
its fleece was white as snow.

Moderato

3 1 3 4 DO ECS

MI DO

3

1 3 3

# Pease Pudding Hot

Pease pudding hot,  
pease pudding cold,  
pease pudding in the pot,  
nine days old.

Moderato

3 1 3 4 DO DO ECS

DO DO

0

3 1 2 2

# Quodlibet (Teacher's score)



Moderato

The first system of musical notation consists of three staves in bass clef, all with a key signature of one sharp (F#) and a time signature of 2/4. The top staff contains a melodic line with eighth and sixteenth notes. The middle staff contains a similar melodic line. The bottom staff contains a bass line with quarter and eighth notes.

The second system of musical notation consists of three staves in treble clef, all with a key signature of one sharp (F#) and a time signature of 2/4. The top staff contains a melodic line with eighth and sixteenth notes. The middle staff contains a similar melodic line. The bottom staff contains a bass line with quarter and eighth notes.

The third system of musical notation consists of three staves in bass clef, all with a key signature of one sharp (F#) and a time signature of 2/4. The top staff contains a melodic line with eighth and sixteenth notes. The middle staff contains a similar melodic line. The bottom staff contains a bass line with quarter and eighth notes.

Bowing can be added by the teacher



Ding dong bell, pussy's in the well.  
Who put her in? Little Johnny Green.  
Who pulled her out? Little Tommy Stout.  
What a naughty boy was that, to drown poor pussy cat,  
who ne'er did any harm, but killed all the mice in the farmer's barn.

# Ding Dong Bell

ECS

**Con moto**

The musical score is arranged in three systems, each with three staves. The first system (bass clef) covers measures 1-10, the second system (bass clef) covers measures 11-20, and the third system (treble clef) covers measures 21-30. The key signature is one sharp (F#) and the time signature is 4/4. The tempo is marked 'Con moto'. Fingerings are indicated by numbers 1-4 in various colors. Dynamic markings include *mf* and *f*. Performance instructions include slurs, accents, and a '3' at the end of the piece. A large watermark 'SAMPLE' is overlaid on the score.



# Ding Dong Bell

ECS

**Con moto**

The musical score is written for Cello and Piano. It consists of four systems of music, each with a Cello staff and a Piano grand staff (treble and bass clefs). The key signature is one sharp (F#) and the time signature is 4/4. The tempo is marked 'Con moto'. The score includes various dynamics such as *mf* (mezzo-forte) and *f* (forte), and features several triplet markings. A large, semi-transparent watermark reading 'SAMPLE' is overlaid diagonally across the page.