

Maryan Balkwill



REPERTOIRE for CELLO

from English-speaking countries

Series 4 Easy Diatonic Songs
Book B



Table of Contents
Series 4 Easy Diatonic Songs
Book B

The Limejuice Tub (AusFS)	1
Dance, Thumbkin, Dance (ECS)	2
Click Go the Shears (AusFS)	3
The Laidly Worm (EFS)	4
Brisbane Ladies (AusFS)	6
The Old Grey Goose (AmFS)	8
My Bonnie Lies Over the Ocean (ScFS)	9
Binnorie (Two Sisters) (Northumbrian ballad)	10
Po Atarau – Now Is the Hour (MaFS)	12
Tarakihi – Song of the Locust (MaFS)	14
Canon “Come, Follow” (John Hilton)	15
Canon (Thomas Morley)	16
Canon (Philip Hayes)	16
Canon “Sumer is Icumen In” (ECS)	17

Abbreviations:

AmFS	American Folksong
AusFS	Australian Folksong
EFS	English Folksong
ECS	English Children’s Song
MaFS	Maori Folksong
ScFS	Scottish Folksong

A Brief Introduction to the Colourstrings Symbols

Colours: **blue colour** represents A string
orange colour represents D string
green colour represents G string
red colour represents C string

A string fingerings: 1 2 3 4
D string fingerings: 1 2 3 4
G string fingerings: 1 2 3 4
C string fingerings: 1 2 3 4

lower in pitch: 1↓ 1↓

higher in pitch: 2↑ 4↑

extension between fingers: —


e.g. 1—2↑

Positions:  Half position


 1st position

 2nd position

 3rd position

 4th position

 5th position

 6th position

 7th position

① Circled finger number indicates change of position.


Basic (suggested) positions and fingerings are normally written **above** the staff.


Alternative positions and fingerings are written **below** the staff.

Example:



 The Bird position
(Thumb position one octave higher than the open string)

 The Moon position
(Thumb position one octave and a perfect fifth higher than the open string)

 The Sun position
(Thumb position two octaves higher than the open string)

The parts of the bow
(bow division):

- ◁ point/tip of the bow
- ▢ heel/nut/frog of the bow
- lower half of the bow
- ← upper half of the bow
- ↔ whole bow
- ≡ middle of the bow

Relative Solmisation:

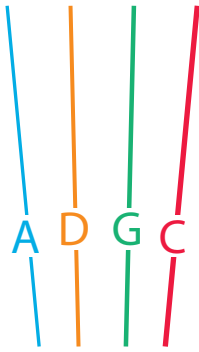
DO RE MI FA SO LA TI DO'

DO is the tonic of the major.

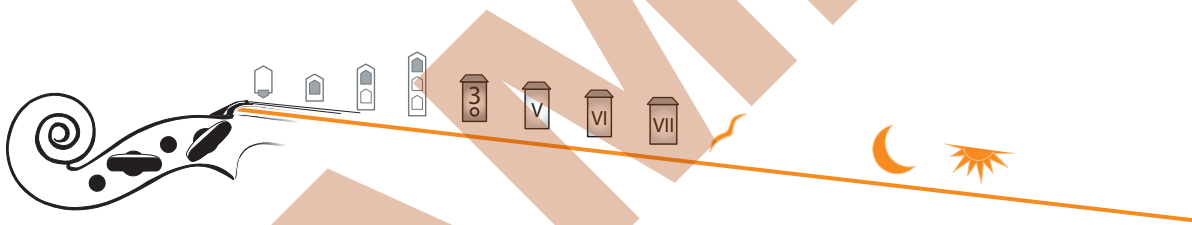
LA is the tonic of the minor.

How do we read the Colourstrings notation?

Colour tells us which string to play on



Position symbol – where to place the left hand



Number – indicates which finger



It's easy!

How do the 'magic notes' (harmonics) work?

we write, we play:

sounds:

we write, we play:

Then we select the notes needed in the following song

RE SO

SO, DO MI

LA,

which we can play either here

SO, LA, DO RE MI SO

or here

SO, LA, DO RE MI SO

and equip them with our Colourstrings position symbols and fingerings.

SO, LA, DO RE MI SO

SO, LA, DO RE MI SO

This scale leads directly to our first song.



Out on the board the old shearer stands,
grasping his shears in his thin bony hands.
Fixed is his gaze on a blue bellied 'joe',
glory if he gets her, won't he make the ringer go!

Click go the shears boys, click, click, click!
Wide is his blow, and his hands move quick.
The ringer looks around, and is beaten by a blow,
and curses the old snagger with the blue bellied 'joe'!



Click Go the Shears

AusFS

Allegretto

Bass clef musical score for 'Click Go the Shears'. The piece is in 4/4 time and consists of 17 measures. The tempo is marked 'Allegretto'. The dynamics are *f* (measures 1-8), *ff* (measures 9-12), *mf* (measures 13-16), and *f* (measures 17-18). Fingerings are indicated by numbers 1-4 in various colors. A house icon indicates a first ending bracket from measure 1 to 8. A double bar line with repeat dots is at the end of measure 18.

Allegretto

Treble clef musical score for 'Click Go the Shears'. The piece is in 4/4 time and consists of 17 measures. The tempo is marked 'Allegretto'. Fingerings are indicated by numbers 1-3 in various colors. Blue arrows indicate bowing directions. A house icon indicates a first ending bracket from measure 1 to 8. A double bar line with repeat dots is at the end of measure 18.

Allegretto

1 *f*

6

11 *ff* *mf*

16 *f* *ff*

f *mf* *mp*

mf *f* *mf*

My bonnie lies over the ocean,
my bonnie lies over the sea,
my bonnie lies over the ocean,
oh bring back my bonnie to me.

Bring back, bring back,
oh bring back my Bonnie to me, to me.
Bring back, bring back,
oh bring back my Bonnie to me.



My Bonnie Lies Over the Ocean

ScFS

Cantabile, con moto

Cantabile, con moto

My Bonnie Lies Over the Ocean

ScFS

Cantabile, con moto

The image displays a musical score for the cello part of the piece "My Bonnie Lies Over the Ocean". The score is written in G major and 6/8 time. It consists of four systems of music, each with a cello line and a piano accompaniment. The tempo and mood are indicated as "Cantabile, con moto". The first system includes dynamic markings of *mf* and *mp*. The second system begins at measure 6. The third system begins at measure 11. The fourth system begins at measure 16 and concludes with a double bar line. A large, semi-transparent watermark reading "SAMPLE" is oriented diagonally across the center of the page.